



Adobe Partner Connection

Onboarding Step by Step Guide

Table of Contents

1.	ENROLLMENTS.....	3
2.	CODE OF CONDUCT CERTIFICATION	10
3.	Submitting an UPLEVEL REQUEST.....	13
4.	RENEWAL	19

ENROLLMENT

Please access the Adobe Partner Program page: <https://www.adobe.com/partners.html>

Scroll down and you will find 'Adobe Partner Connection Reseller program', click on 'Learn more'

Choose the partner program that's right for your business.

Looking to find a partner instead?

[Find Partners](#)

Adobe Solution Partner Program

Designed for leading companies that provide digital marketing solutions, professional services and integrated technologies and are interested in a co-selling relationship with Adobe.

[Learn more](#)

[Sign In](#)

Adobe Technology Partner Program

Designed to optimize the partnership experience for Experience Cloud data and technology partners. Get the resources you need to build and market your integrations.

[Learn more](#)

[Sign In](#)

Adobe Partner Connection Reseller Program

The Reseller Program provides various membership levels for those who distribute and sell Adobe digital media products and solutions.

[Learn more](#)

[Sign In](#)

Click on 'Learn more about the program' for your respective region

On the following page, you will find the option – 'Join now', please click on it.

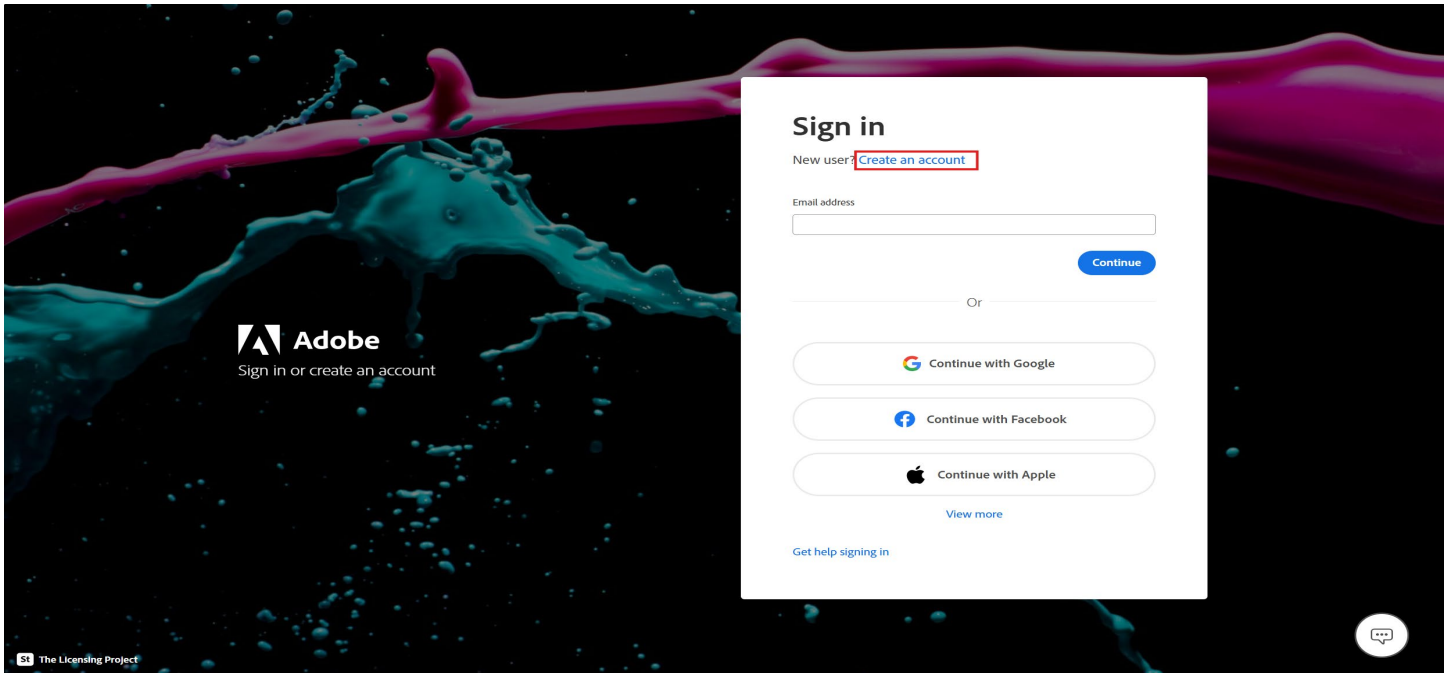
The screenshot shows the Adobe Partner Connection Program landing page. At the top, there is a navigation bar with the Adobe logo, the text "Adobe Partner Connection", and links for "Program", "Support", "Find a Partner", and "Join Now". A "Sign In" link is located in the top right corner. The main heading is "Welcome to the Adobe Partner Connection Program". Below the heading, a paragraph states: "The primary goal of the Adobe Partner Connection Program is to reward Adobe partners who work toward mutual strategic goals through better partner program infrastructure, training, and incentives." To the right of this text is an image of four people in a meeting. Below the text are two buttons: "Sign in" and "Join now", with the "Join now" button highlighted with a red border. A blue banner at the bottom of the page contains the text: "Welcome to the Adobe Partner Connection portal" and "The Adobe Partner Connection Reseller Program is designed to recognize and reward resellers for their sales and technical expertise, level of engagement with Adobe, and commitment to promoting Adobe technologies and solutions to customers. Different levels of membership allow you to engage with Adobe at a level representing your organization's resources, areas of specialty, and commitment to the Adobe relationship. Benefits increase at higher levels." To the right of this text is an image of a person holding a tablet displaying various charts and data.

On the following page, scroll down and select the option 'Register now' if your company is already a member of Adobe Partner Connection program and follow the steps on page for an already existing partner account.

If you want to enroll your company for the first time and your company is not a member of Adobe Partner Connection program, select the option 'Register your company now'

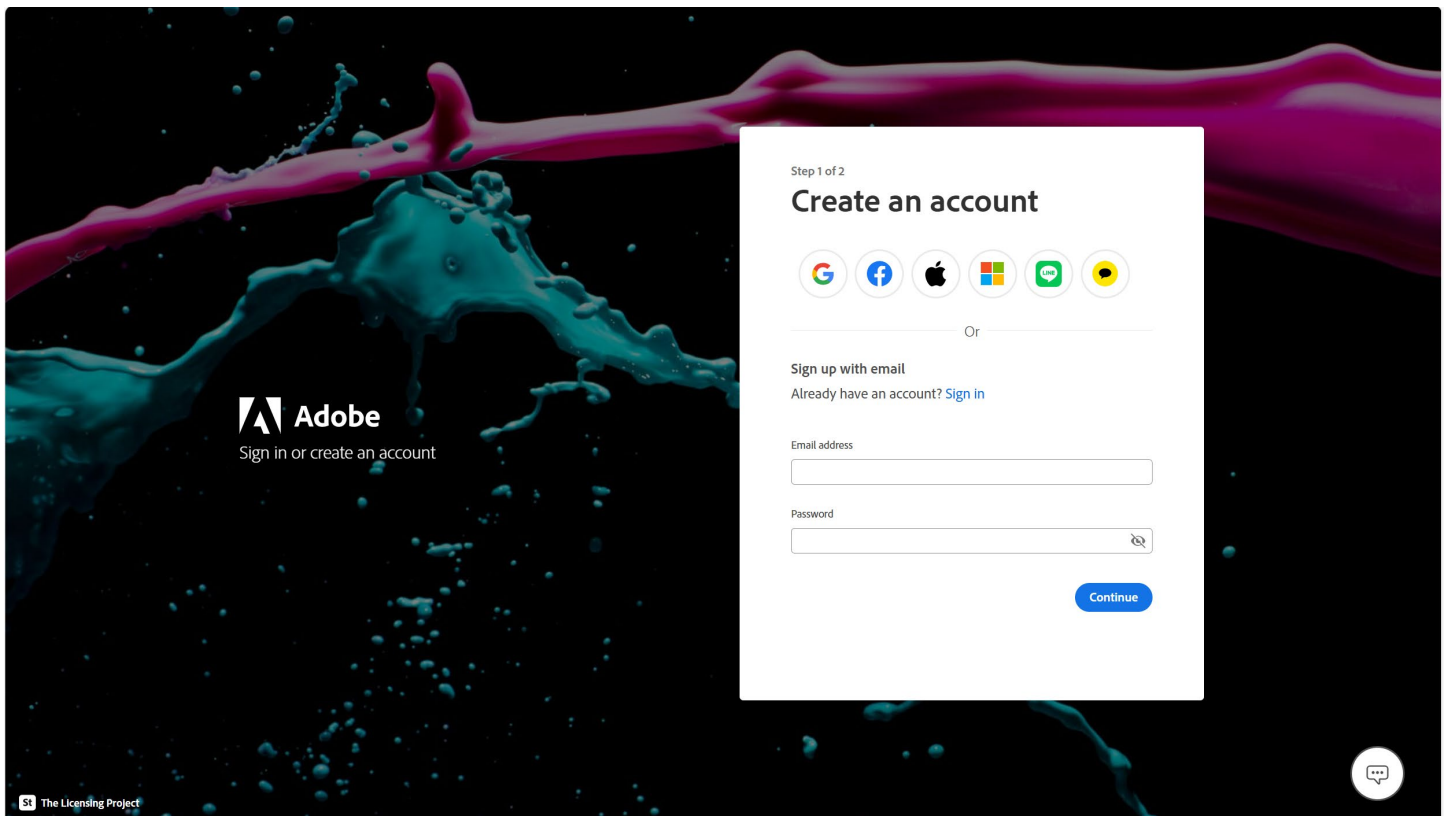
The screenshot shows the "Joining an existing partnership" page on the Adobe Partner Connection portal. The navigation bar at the top is identical to the previous page. The main heading is "Joining an existing partnership". Below the heading, the text reads: "If your company is already a member of Adobe Partner Connection program, register below." There are two bullet points: "Create an account" (with sub-points: "If you don't have an Adobe ID, create a new Adobe ID." and "If you already have an Adobe ID, sign in using the Adobe ID and password.") and "Provide your company's details" (with sub-points: "Choose your 'Region', 'Country' and 'Preferred language'." and "Fill all the required company and contact details"). Below these points is the text: "Read and agree to the 'Registration Terms and Conditions', and submit your application". A "Register now" button is highlighted with a red border. Below this is a horizontal line. The next section is "Registering a new company". Below the heading, the text reads: "If your company is not a member of Adobe Partner Connection program, register below." There are two bullet points: "Create an account" (with sub-points: "If you don't have an Adobe ID, create a new Adobe ID." and "If you already have an Adobe ID, sign in using the Adobe ID and password.") and "Provide your company's details" (with sub-points: "Choose your 'Region', 'Country' and 'Preferred language'." and "Fill all the required company and contact details"). Below these points is the text: "Read and agree to the 'Registration Terms and Conditions', and submit your application". A "Register your company now" button is highlighted with a red border. Below this is a horizontal line.

It will take you to a new page, where you will find an option to Create an account or initiate the enrollment process. If you already have an Adobe ID (email registered with Adobe), enter the adobe id and click on 'Continue'. If you are trying to enroll as an Adobe Partner and you do not have an ADOBE ID, please click on 'Create an account' to create an Adobe ID and fill in the relevant details.



Copyright © 2025 Adobe. All rights reserved. | [Terms of Use](#) | [Cookie preferences](#) | [Privacy](#) | [Do not sell or share my personal information](#)

Enter your email address and password and click on Continue



Copyright © 2025 Adobe. All rights reserved. | [Terms of Use](#) | [Cookie preferences](#) | [Privacy](#) | [Do not sell or share my personal information](#)

Enter your First name, Last name, month and year of birth and click on 'Create account'

Step 2 of 2

Create an account

Already have an account? [Sign in](#)

First name

Last name

Date of birth ⓘ

Month

Year

Country/Region [India](#) ▼

By clicking Create account, I agree that:

- I have read and accepted the [Terms of Use](#).
- The Adobe family of companies may keep me informed with personalized emails about products and services.

See our [Privacy Policy](#) for more details or to opt-out at any time.

[Create account](#)

Copyright © 2025 Adobe. All rights reserved. | [Terms of Use](#) | [Cookie preferences](#) | [Privacy](#) | [Do not sell or share my personal information](#)

You will receive a code on your email address, feed the code, on the following page you will need to select your region, Country and Language details. Fill the necessary details and click on Next.

Region & Language Registration Criteria Company Info Add Contacts Program Agreement

Welcome

To get started, Please select the location of your organization and your preferred language.

Region *

Asia Pacific ▼

Country *

Select Country ▼

Preferred Language *

Select Language ▼

[Next](#)

You must click on the checkbox in the below screen and click on Next.

Region & Language Registration Criteria Company Info Add Contacts Program Agreement

Welcome

Thanks for your interest in the Adobe Partner Connection Reseller Program. Your path to membership begins with this online enrolment process.

Please review the Reseller Program requirements for your desired level and the registration criteria below. When you are ready to proceed, confirm that you are authorised to complete this application. Then click Next to continue.

Registration Criteria :

- Reseller must meet all of the criteria for the desired level. See the Adobe Partner Connection Reseller Program Guide for a complete list of requirements.
- Reseller must complete this online enrollment and accept the Reseller Program terms and conditions.

I certify that I am either:

- an officer or director of the company or
- a person expressly authorised by an officer or director to complete this application on behalf of the company.

Fill in the required Organization details and click on Next.

Region & Language Registration Criteria Company Info Add Contacts Program Agreement

Tell us about your organization.

Please provide the following information about your organization. If you'd like to continue this at a later time, you can save your progress and exit using the button at the bottom of the form.

Basic Company Info

Company Name * Check Trans ✓	Trading Name Check Trans Testing
Business Registration Number 1111111	Preferred Distributor Check Sys
Year Established * 2000 ✓	Company Type(select all that apply) * Service(s) Provider, Systems Integrator (SI), Large Account Reseller (LAR) ▼

Location

Street * 201 Street ✓	City * Cambodia ✓
State/Province * Battambang ✓	Postal Code * 232423 ✓
Country * HONG KONG ✓	

Contact Info

Primary Phone * 234342 ✓	Primary Fax 43567
Company E-mail Address * demo009@yopmail.com ✓	Website * channelpartners.yopmail.com ✓
Secondary Website channelpartners.yopmail2.com ✓	

The next page will ask you to fill your Primary and secondary contact details. You should provide contact email ids with official domain. If you do not have official domain, we can only consider Gmail id. No other email domain/host is entertained.

After the primary and secondary contact details have been entered, please click on Next

Contact information

Please provide the contact information for your organisation. Primary and secondary contacts are required. You may add additional contacts so we can contact you for sales, marketing, and technical updates.

Primary Contact (you) *

Prefix Mr ✓	Phone Number * 99999999 ✓
Suffix/Title Enter the suffix/title	Email Address * checktrans@yopmail.com ✓
First Name * Check ✓	Job Role * Administration ▼
Last Name * Trans ✓	Contact Type(select all that apply) * Lead Marketing ▼
Preferred Language * English ▼	

Secondary Contact *

Prefix Mr ✓	Phone Number * 99999998 ✓
Suffix/Title Enter the suffix/title	Email Address * checktrans2@yopmail.com ✓
First Name * Check ✓	Job Role * Sales Representative ▼
Last Name * Trans2 ✓	Contact Type(select all that apply) * Lead Marketing ▼
Preferred Language * English ▼	

Additional Contacts

Add additional contact

Previous

Save and Exit

Next

The following page will take you to Registration Terms and Conditions, read them carefully scroll down, click the check box that you agree to terms and then click on Register.

The screenshot shows a registration progress bar at the top with five steps: Region & Language, Registration Criteria, Company Info, Add Contacts, and Program Agreement. The 'Program Agreement' step is currently active. Below the progress bar is the heading 'Terms & Conditions'. A message states: 'We're almost done. The last step is to read the Partner Connection Program reseller agreement. Confirm your acceptance where indicated.' The main content area contains several paragraphs of legal text, including clauses (A), (B), and (C) regarding jurisdiction and applicable laws, and sections 13.9, 13.10, and 13.11 covering provisional relief, entire agreement, and language. At the bottom of the text area, there is a checkbox with a blue checkmark and the text: 'I HAVE READ, UNDERSTOOD, AND AGREED TO COMPLY WITH THE TERMS AND CONDITIONS INDICATED HEREIN AND REPRESENT AND WARRANT THAT I AM AUTHORIZED TO BIND THE RESELLER.' Below this, there are two buttons: 'Previous' and 'Register'. The 'Register' button is highlighted with a red box.

Once you click on submit, you will get the below screen as the confirmation that we have received your enrollment request.

The screenshot shows the Adobe Partner Connection Portal header. Below the header is a progress bar with five steps: Region & Language, Registration Criteria, Company Info, Add Contacts, and Program Agreement. The 'Program Agreement' step is active. The main content area features the heading 'Thank You!' followed by a message: 'Thank you for your interest in the Adobe Partner Connection Reseller Program. We have received your application. You will receive a confirmation email shortly. We will continue to notify you via email of any updates regarding your application.' Below this is another message: 'If you need assistance, please contact the Adobe Partner Connection Help Desk.' At the bottom, there are two buttons: 'Return to Adobe Channel Partners' and 'Contact Helpdesk'.

You will receive an email confirmation on the email address that you have used as your Primary Contact with the Membership ID and Welcome Kit.

Code of Conduct Training

Please access the Adobe Partner Connection Program page <https://partners.adobe.com/channelpartners/> and sign in with your adobe id and password.

Click on 'Learn' on top of the screen

Adobe Partner Connection Program
Welcome, Mexico

As a valued partner, your success is pivotal to our mutual achievements in the Adobe Partner Connection Program. The primary goal of the Adobe Partner Connection Program is to reward Adobe partners for helping to drive our mutual strategic objectives:

- Retaining the base
- Unlocking growth with AI opportunities
- Proliferate the base with Adobe Express
- Engage in value selling enablement

By working together, we can accomplish these objectives. We are dedicated to supporting you with enhanced partner program infrastructure, training, and rewards. Adobe offers a range of tools and programs to aid your success, as well as various financial and non-financial incentives.

Click on 'Open Course'

Learn

Your premier destination for product expertise, professional growth, and knowledge enhancement. We are excited to embark on this learning journey with you. Includes direct links to Adobe's Training Center and access to Adobe product information.

MANDATORY TRAINING

Adobe Business Partner Code of Conduct

Adobe's identity and success is built on a foundation of integrity, honesty, and ethical conduct. We form business relationships with partners who are committed to these principles and ask all of our partners to complete the Adobe Business Partner Code of Conduct training module.

Adobe Business Partner Code of Conduct Training needs to be completed every two years or whenever there is an updated training.

[Open course](#)

It will take you to **Adobe Business Partner Code of Conduct Training** page on Adobe Channel Training Center. Click on Enroll to start the training in English. For non-English speaker, click on the drop down and select the training in your preferred language,

Adobe Channel Training Center

Adobe Business Partner Code of Conduct Training

Internal Certification

11551 Enrollment(s)

Share

Enroll

Save

Type: Recurring

Validity: 12 months

Skills covered: General - Level 1 (1 Credits)

Deadlines: Completion 90 days from enrollment

Duration: 2 hrs 28 mins

Self Paced • Sujata Sharma • Duration: 2 hrs 28 mins

Adobe Business Partner Code of Conduct Training

Adobe's identity and success is built on a foundation of integrity, honesty, and ethical conduct. We form business relationships with partners who are committed to these principles...

15 Modules

You can select the course as per your language preference. Click on the desired course or scroll down for more language options.

Adobe Channel Training Center

Self Paced • Sujata Sharma • Duration: 2 hrs 28 mins

In Progress

12 months

Skills covered: General - Level 1 (1 Credits)

Deadlines: Completion Jun 18, 2025

Related Courses

- Adobe Partner Code of Conduct Training - Japanese... Skills: General
- Adobe Education Enterprise Agreement (EEA 1.5) Progra... Skills: General
- Adobe Education Enterprise Agreement (EEA 1.5) Progra... Skills: General

Code of conduct training for partners - English

Self Paced 10 mins

Code of conduct training for partners - Chinese simplified

Self Paced • Attempt: No limit 10 mins

Code of conduct training for partners - Chinese traditional

Self Paced • Attempt: No limit 10 mins

Code of conduct training for partners - Japanese

Self Paced • Attempt: No limit 10 mins

Code of conduct training for partners - Korean

Self Paced • Attempt: No limit 10 mins

Code of conduct training for partners - Portuguese

Self Paced • Attempt: No limit 9 mins

Code of conduct training for partners - Spanish

Self Paced • Attempt: No limit 9 mins

Code of conduct training for partners - French

Self Paced • Attempt: No limit 10 mins

Code of conduct training for partners - German

Self Paced • Attempt: No limit 10 mins

Code of conduct training for partners - Italian

Self Paced • Attempt: No limit 10 mins

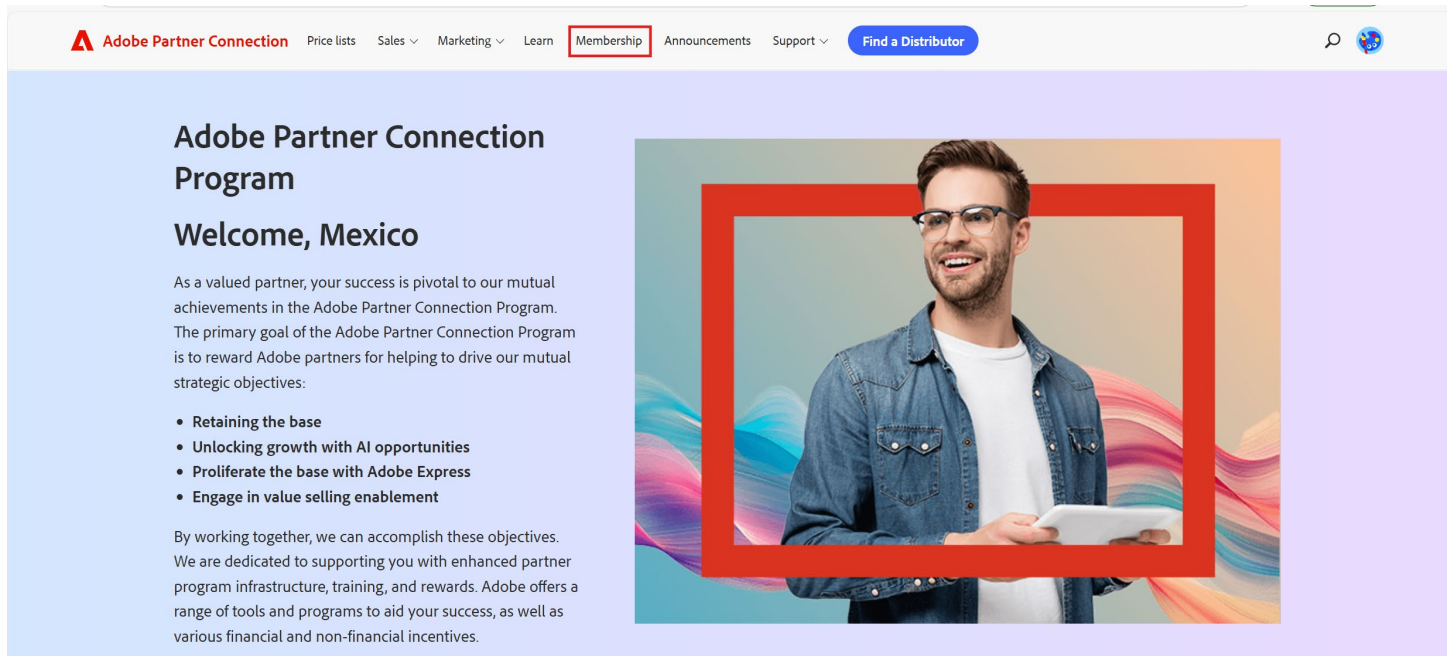
Course will be launched. Complete the course as instructed.

Once the course is completed, it will show as COMPLETED in your profile and you will also receive a confirmation email

UPLEVEL

Please sign in to the Adobe Partner portal using the following URL:

<https://partners.adobe.com/channelpartners/>. You will find the 'Membership' option on top. Click on 'Membership'



Adobe Partner Connection Program

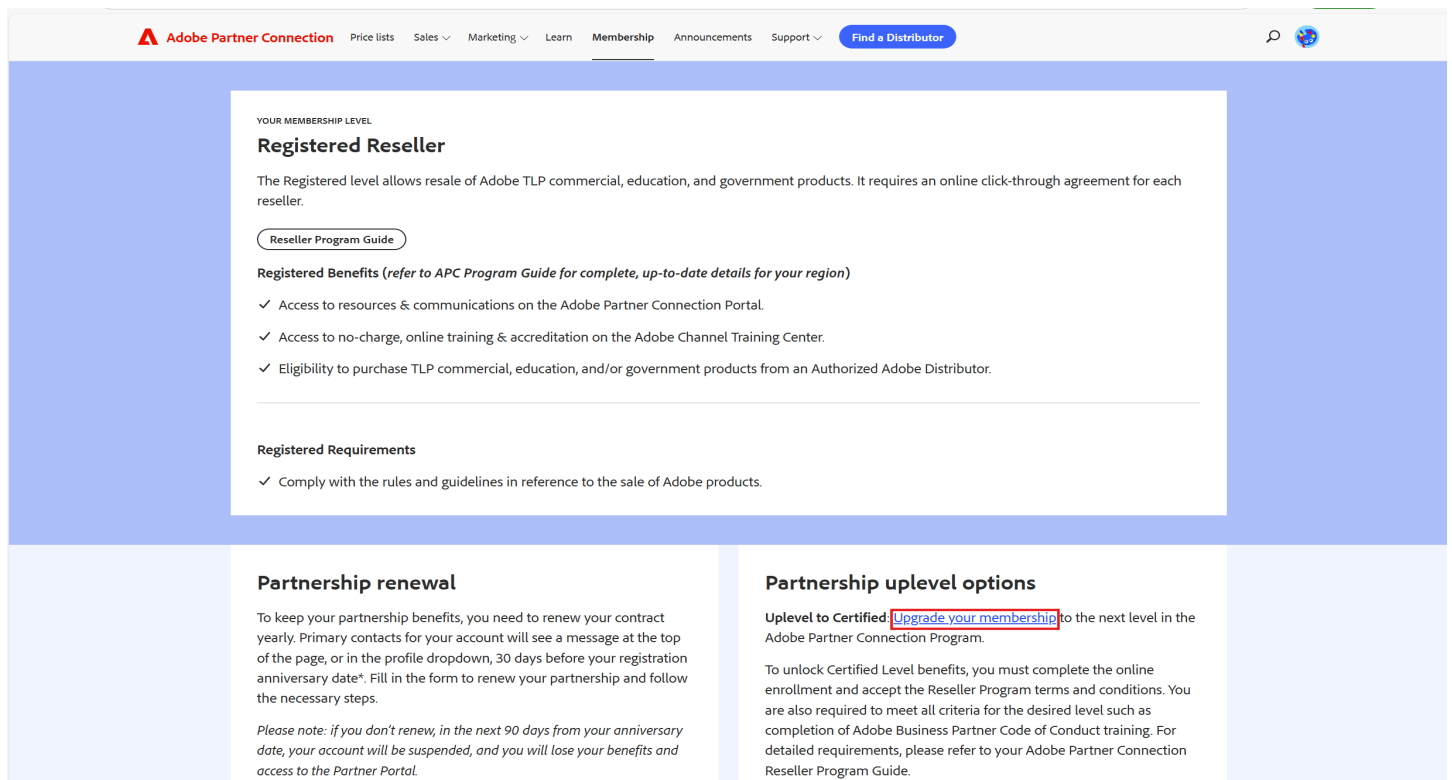
Welcome, Mexico

As a valued partner, your success is pivotal to our mutual achievements in the Adobe Partner Connection Program. The primary goal of the Adobe Partner Connection Program is to reward Adobe partners for helping to drive our mutual strategic objectives:

- Retaining the base
- Unlocking growth with AI opportunities
- Proliferate the base with Adobe Express
- Engage in value selling enablement

By working together, we can accomplish these objectives. We are dedicated to supporting you with enhanced partner program infrastructure, training, and rewards. Adobe offers a range of tools and programs to aid your success, as well as various financial and non-financial incentives.

It will take you to Membership page, scroll down and click on 'Upgrade your membership'



YOUR MEMBERSHIP LEVEL

Registered Reseller

The Registered level allows resale of Adobe TLP commercial, education, and government products. It requires an online click-through agreement for each reseller.

[Reseller Program Guide](#)

Registered Benefits (refer to APC Program Guide for complete, up-to-date details for your region)

- ✓ Access to resources & communications on the Adobe Partner Connection Portal.
- ✓ Access to no-charge, online training & accreditation on the Adobe Channel Training Center.
- ✓ Eligibility to purchase TLP commercial, education, and/or government products from an Authorized Adobe Distributor.

Registered Requirements

- ✓ Comply with the rules and guidelines in reference to the sale of Adobe products.

Partnership renewal

To keep your partnership benefits, you need to renew your contract yearly. Primary contacts for your account will see a message at the top of the page, or in the profile dropdown, 30 days before your registration anniversary date*. Fill in the form to renew your partnership and follow the necessary steps.

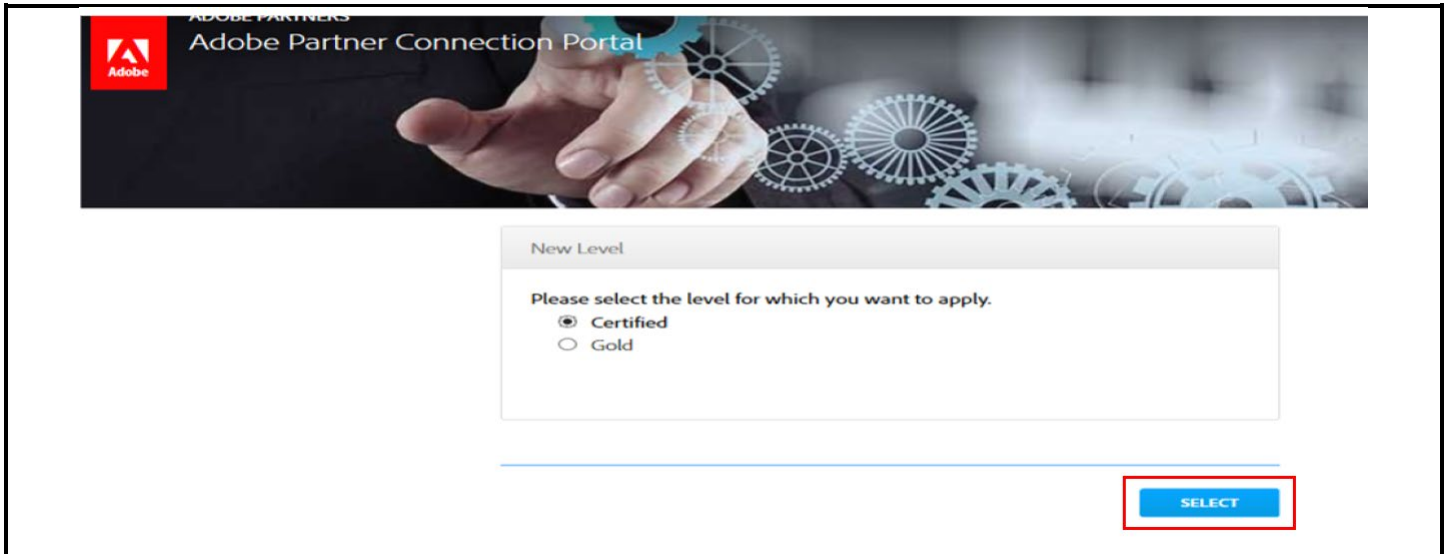
Please note: if you don't renew, in the next 90 days from your anniversary date, your account will be suspended, and you will lose your benefits and access to the Partner Portal.

Partnership uplevel options

Uplevel to Certified [Upgrade your membership](#) to the next level in the Adobe Partner Connection Program.

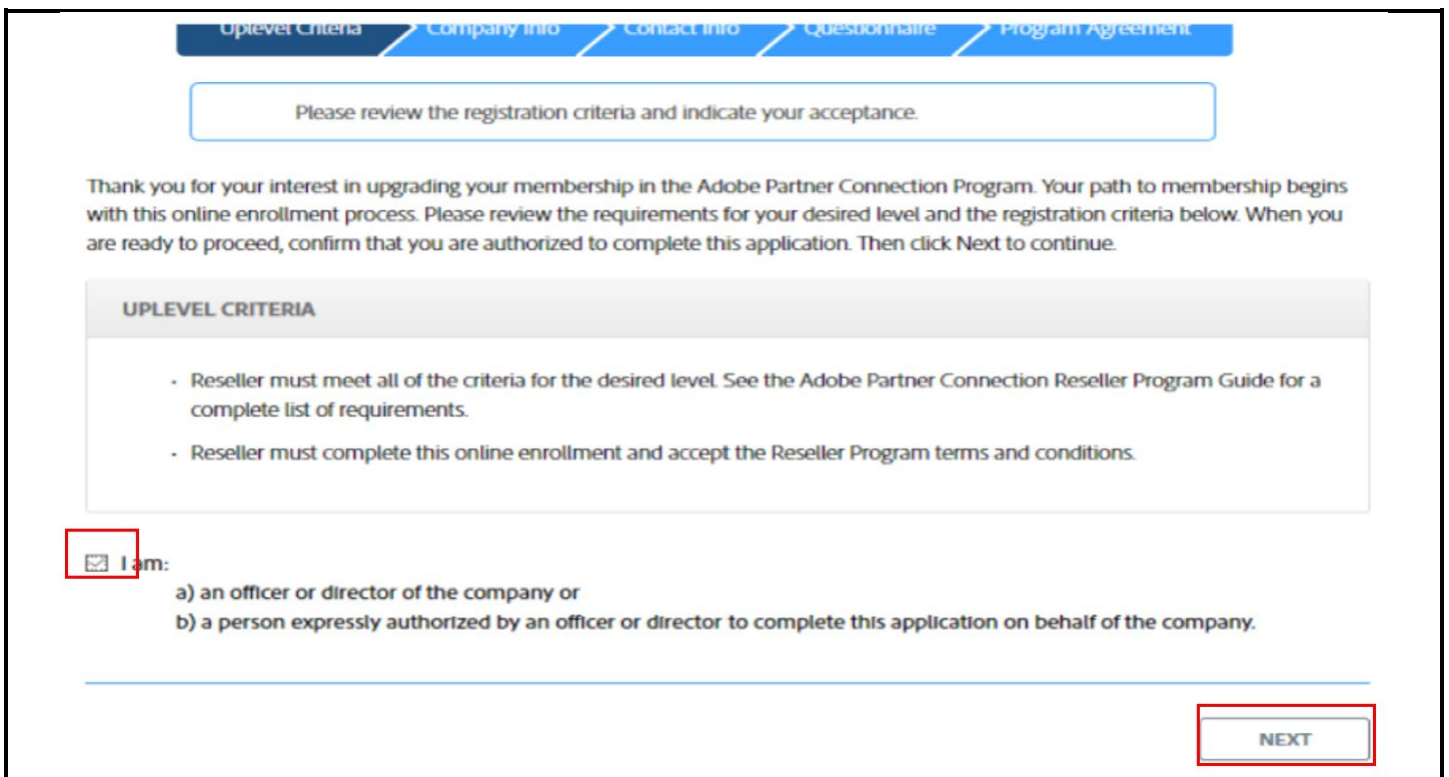
To unlock Certified Level benefits, you must complete the online enrollment and accept the Reseller Program terms and conditions. You are also required to meet all criteria for the desired level such as completion of Adobe Business Partner Code of Conduct training. For detailed requirements, please refer to your Adobe Partner Connection Reseller Program Guide.

It will take you next page where you must select the level you want to apply, click on Certified and click Select.



The screenshot shows the Adobe Partner Connection Portal interface. At the top left is the Adobe logo. The main header reads "Adobe Partner Connection Portal". Below the header is a large image of hands holding gears. A white box titled "New Level" contains the text "Please select the level for which you want to apply." and two radio button options: "Certified" (which is selected) and "Gold". At the bottom right of the page, a blue button labeled "SELECT" is highlighted with a red border.

Under the Uplevel Criteria, select the checkbox and click Next



The screenshot shows the "Uplevel Criteria" step of the Adobe Partner Connection Portal enrollment process. A progress bar at the top indicates the current step is "Uplevel Criteria", with other steps being "Company Info", "Contact Info", "Questionnaire", and "Program Agreement". A blue box contains the instruction: "Please review the registration criteria and indicate your acceptance." Below this is a paragraph of text: "Thank you for your interest in upgrading your membership in the Adobe Partner Connection Program. Your path to membership begins with this online enrollment process. Please review the requirements for your desired level and the registration criteria below. When you are ready to proceed, confirm that you are authorized to complete this application. Then click Next to continue." A white box titled "UPLEVEL CRITERIA" contains two bullet points: "Reseller must meet all of the criteria for the desired level. See the Adobe Partner Connection Reseller Program Guide for a complete list of requirements." and "Reseller must complete this online enrollment and accept the Reseller Program terms and conditions." Below the criteria, there is a checkbox labeled "I am:" which is checked and highlighted with a red border. Underneath are two options: "a) an officer or director of the company or" and "b) a person expressly authorized by an officer or director to complete this application on behalf of the company." At the bottom right, a white button labeled "NEXT" is highlighted with a red border.

The Registration Profile window will display your registered account information, click on next

Systems Integrator (SI)
Independent Software Vendor (ISV)
Original Equipment Manufacturer (OEM)
Consulting Firm
Service(s) Provider
Authorized Distributor

Chosen
Value Added Reseller (VAR)

Country/Region - UNITED STATES

Street
327 1st Ave

City
New York

New York

Postal Code
10003-2913

Primary Phone
211894333

Primary Fax

Email Address
abcinc1954@gmail.com

Email Domain
gmail.com

Website

Secondary Website

List in Partner Finder?

PREVIOUS NEXT

The Registration Contacts Page will ask you to review the Primary and Secondary contact information. You can review the contact information and click on Next.

Please provide the contact information for your organization.

CONTACT INFORMATION
Please provide the contact information for your organization.
NOTE: Primary and secondary contacts are required. You may add additional contacts so we can contact you for sales, marketing, and technical updates.

ADD OTHER

CONTACT NAME	EMAIL	MAIN CONTACT TYPE	MANAGE
ABC Inc	abc1954@gmail.com	Primary	Edit
John Smith	abc1956@gmail.com	Secondary	Edit

PREVIOUS **SAVE AND EXIT** **NEXT**

The next page will ask you to fill the name and email address of the contact who has completed the Mandatory Partner Code of Conduct Training , you can fill your details as well if you have completed the same, Click on Save and Close and then Click on Next.

Adobe Partner Connection Portal

Certified Contact details
First Name: ABC Last Name: Inc
Email: abc1954@gmail.com
TRAINING COURSE COMPLETED
Available: Chosen: Partner Code of Conduct
SAVE AND CLOSE **CLOSE**

PREVIOUS **SAVE AND EXIT** **NEXT**

Fill in the Registration Compliance Questionnaire on the next page and Click Next

I have read and understand Adobe's ordering policies as outlined in the Adobe reseller agreement (the "Agreement"), and attest that our orders for Adobe products are in compliance with such policies. I further state that:

- 1) Each order submitted to Adobe is supported by written documentation in the form of a contract or purchase order from a customer, end user, or other unrelated party and unqualified by any side letter or agreement contradicting such commitment.
- 2) All business practices adopted in connection with recording and reporting Adobe sales transactions are consistently applied from quarter to quarter and no exceptions have been applied in the current quarter;
All Adobe sales transactions are governed by the standard return policies outlined in the Agreement and no side assurances or agreements have been sought or offered by any Adobe employee during the period.
- 3) Since submitting ordering reports in Adobe's previous fiscal quarter, there have been no changes that would affect data reported by us or otherwise result in our reports not being in compliance with Adobe's policies.

If you agree select "Yes" else "No" *

Yes No

Read the Registration Terms and Conditions carefully and select the checkbox which shows you have read and understood the terms and conditions and then Click Submit

Please review the program agreement and indicate your acceptance.

Please review the Adobe Partner Connection Program terms and conditions. You will need to scroll down to confirm your acceptance where indicated.

Terms and Conditions

amounts, including state sales taxes, however designated, which are levied or based upon such payments as requested by the Authorized Adobe Distributor. Reseller agrees to pay and to indemnify and hold Adobe harmless from any such taxes, duties or other amounts, including penalties and interest, as well as any costs associated with the collection or withholding thereof.

14.15 Force Majeure.

Neither party is liable for failure to perform its obligations under this Agreement (except for any payment obligations) to the extent that performance is delayed, prevented, restricted or interfered with as a result of any causes beyond its reasonable control, including acts of God, terrorism, labor action, fire, flood, earthquake, failure of third-party providers, denial of service attacks and other malicious conduct, utility failures, power outages, or governmental acts, orders, or restrictions.

The [Adobe family of companies](#) may keep me informed with [personalized](#) emails about the [Adobe Partner Connection Program](#). See our [Privacy Policy](#) for more details or to [opt-out](#) at any time.

I HAVE READ, UNDERSTOOD, AND AGREED TO COMPLY WITH THE TERMS AND CONDITIONS INDICATED HEREIN AND REPRESENT AND WARRANT THAT I AM AUTHORIZED TO BIND THE RESELLER.

17

You will receive the below acknowledgement that you have submitted the uplevel application successfully.

Thank you for your interest in upgrading to a new level in the Adobe Partner Connection Program. We have received your application for the new level. You will receive a confirmation email shortly. We will continue to notify you via email of any updates regarding your application.

(US and Canada only) If you are applying to upgrade to the Gold level of the Reseller Program, and you currently hold a specialization, you must provide the contact name of an additional Adobe Certified Sales Professional for your specialization. Please update your Sales Center contacts to identify this additional Adobe Certified Sales Professional.

If you need assistance, please contact the Adobe Partner Connection Help Desk.
Adobe Partner Connection Help Desk contact details:

US and Canada:

Email: nasesellers@adobe.com

Telephone : [408-916-9527](tel:408-916-9527) or [800-685-3510](tel:800-685-3510)

Latin America:

Email: latamresellers@adobe.com

Telephone : [1 408 916 9610](tel:14089169610)

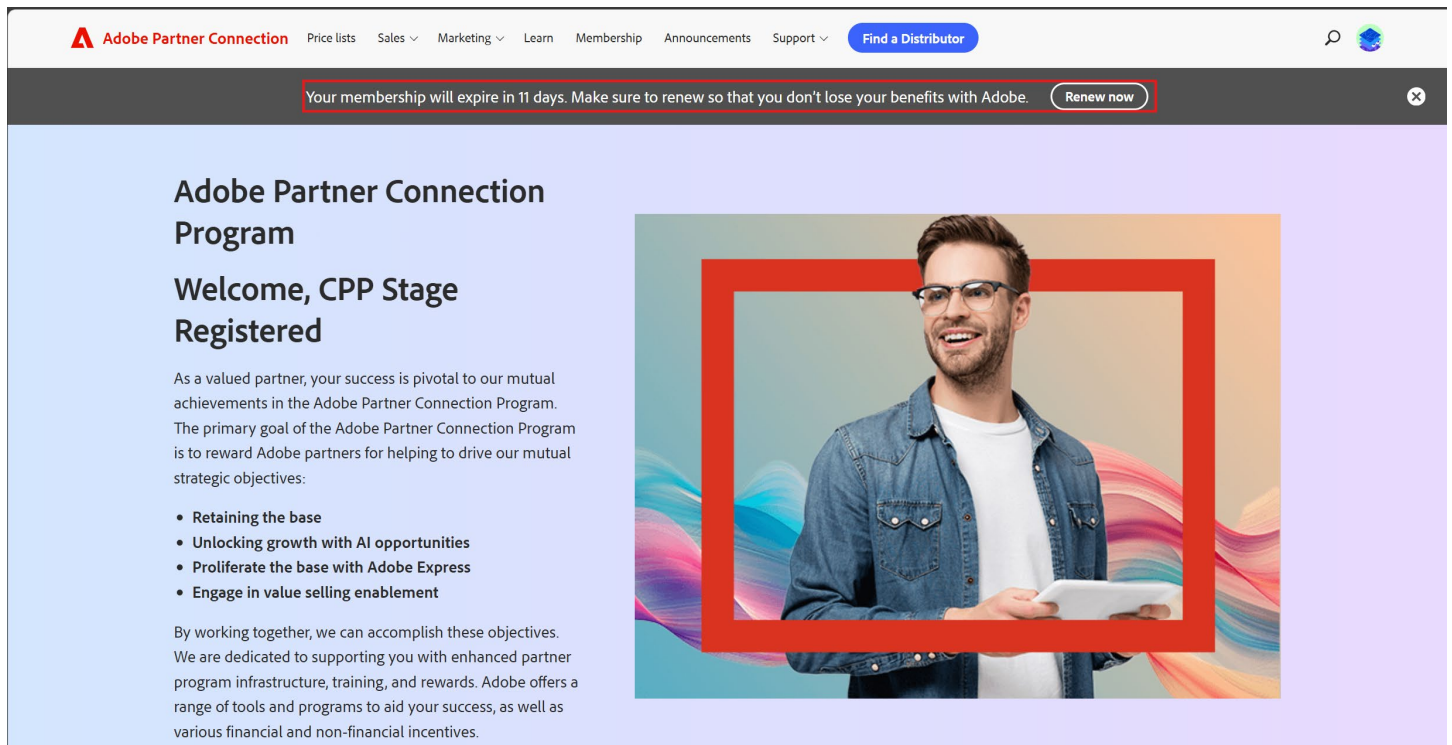
RENEWAL

Please sign in to the Adobe Partner portal using the following URL:

<https://partners.adobe.com/channelpartners/> .

You will find the 'Renew now' option on top banner when anniversary date is within next 30 days. Renew now option appears until Renewal application is submitted (else Account is deactivated after 90 days of anniversary date, if Renewal request is not submitted and approved).

Click on 'Renew now'



The screenshot displays the Adobe Partner Connection portal interface. At the top, the navigation bar includes the Adobe Partner Connection logo, menu items for Price lists, Sales, Marketing, Learn, Membership, Announcements, and Support, and a Find a Distributor button. A dark banner at the top of the main content area contains a renewal notification: "Your membership will expire in 11 days. Make sure to renew so that you don't lose your benefits with Adobe." A "Renew now" button is highlighted with a red box. Below the banner, the main content area features a light blue background with the heading "Adobe Partner Connection Program" and "Welcome, CPP Stage Registered". The text explains that as a valued partner, success is pivotal to mutual achievements in the program, and the primary goal is to reward Adobe partners for helping to drive mutual strategic objectives. A list of objectives is provided: Retaining the base, Unlocking growth with AI opportunities, Proliferate the base with Adobe Express, and Engage in value selling enablement. A paragraph follows, stating that by working together, these objectives can be accomplished, and Adobe is dedicated to supporting partners with enhanced program infrastructure, training, and rewards. To the right of the text is a photograph of a smiling man in a denim jacket holding a tablet, framed by a red border.

Adobe Partner Connection Program

Welcome, CPP Stage Registered

As a valued partner, your success is pivotal to our mutual achievements in the Adobe Partner Connection Program. The primary goal of the Adobe Partner Connection Program is to reward Adobe partners for helping to drive our mutual strategic objectives:

- Retaining the base
- Unlocking growth with AI opportunities
- Proliferate the base with Adobe Express
- Engage in value selling enablement

By working together, we can accomplish these objectives. We are dedicated to supporting you with enhanced partner program infrastructure, training, and rewards. Adobe offers a range of tools and programs to aid your success, as well as various financial and non-financial incentives.

Under the Renewal Criteria, select the checkbox and click Next

Adobe Adobe Partner Connection Portal

Renewal Criteria Company Info Contact Info Program Agreement

Renewal Criteria

Thank you for your interest in renewing your membership in the Adobe Partner Connection Reseller Program.

Please review the Reseller Program requirements for your desired level and the registration criteria below. When you are ready to proceed, confirm that you are authorised to complete this application. Then click Next to continue.

Renewal Criteria

- Reseller must meet all of the criteria for the desired level. See the Adobe Partner Connection Reseller Program Guide for a complete list of requirements.
- Reseller must complete this online enrollment and accept the Reseller Program terms and conditions.

I certify that I am either

- an officer or director of the company or
- a person expressly authorised by an officer or director to complete this application on behalf of the company.

Next

The Company info page will display information about your organization, click on next

Renewal Criteria Company Info Contact Info Program Agreement

Company Info

Please provide the following information about your organization.

Basic Company Info

Membership ID AM15398168 ✓	Full Company Name US-Reseller Stage Renew ✓
Contract Start Date 4/1/2024 ✓	Contract End Date 4/1/2025 ✓
Trading Name Enter your trading name	Business Registration Number Enter your business registration number
Preferred Distributor Enter your preferred distributor	Year Established* 1987 ✓
Company Type (select all that apply)* Independent Software Vendor (ISV), Consulting Firm	

Location

Street* afhafhdhd ✓	City* aadhadhdh ✓
State/Province* New York	Postal Code* 74734 ✓
Country UNITED STATES ✓	

Contact Info

Primary Phone* 248248228 ✓	Primary Fax Enter the fax machine number
Company E-mail Address* yugo-stage-cpp-reseller-us-registered@mailinator.com ✓	Website* www.adobe.com ✓
Secondary Website Enter a secondary website URL	

List in Partner Finder?

Previous Next

The Contact Information Page provide the contact information for your organisation. It will ask you to review the Primary and Secondary contact information. You can review the contact information and click on Next.

Adobe Adobe Partner Connection Portal

Renewal Criteria Company Info Contact Info Program Agreement

Contact Information

Please provide the contact information for your organisation. Primary and secondary contacts are required. You may add additional contacts so we can contact you for sales, marketing, and technical updates.

Add Another Contact

CONTACT NAME	MAIN CONTACT TYPE	EMAIL	TRAINING COURSES COMPLETED
CPP Stage Registered Reseller Renew	Primary	yugo-stage-cpp-reseller-us-registered@mailinator.com	
secondary contact	Secondary	yugo-stage-cpp-reseller@mailinator.com	

< 1 of 1 pages >

Previous Next

Fill in the Compliance Questionnaire on the next page and Click Next

I have read and understand Adobe's ordering policies as outlined in the Adobe reseller agreement (the "Agreement"), and attest that our orders for Adobe products are in compliance with such policies. I further state that:

- 1) Each order submitted to Adobe is supported by written documentation in the form of a contract or purchase order from a customer, end user, or other unrelated party and unqualified by any side letter or agreement contradicting such commitment.
- 2) All business practices adopted in connection with recording and reporting Adobe sales transactions are consistently applied from quarter to quarter and no exceptions have been applied in the current quarter; All Adobe sales transactions are governed by the standard return policies outlined in the Agreement and no side assurances or agreements have been sought or offered by any Adobe employee during the period.
- 3) Since submitting ordering reports in Adobe's previous fiscal quarter, there have been no changes that would affect data reported by us or otherwise result in our reports not being in compliance with Adobe's policies.

If you agree select "Yes" else "No" *

Yes No

PREVIOUS SAVE AND EXIT NEXT

Read the Registration Terms and Conditions carefully and select the checkbox which shows you have read and understood the terms and conditions and then Click Submit

Renewal Criteria Company Info Contact Info Program Agreement

Terms & Conditions

We're almost done. The last step is to read the Partner Connection Program reseller agreement. Confirm your acceptance where indicated.

14.13 Counterparts

This Agreement may be executed in several counterparts, which together constitute the same instrument. A fax signature or signature delivered as an imaged attachment to and e-mail message is deemed equivalent to an original ink signature.

14.14 Taxes

In addition to any payments due to an Adobe Authorized Distributor, Reseller may be required to pay any taxes, duties, or other amounts, including state sales taxes, however designated, which are levied or based upon such payments as requested by the Adobe Authorized Distributor. Reseller agrees to pay and to indemnify and hold Adobe harmless from any such taxes, duties or other amounts, including penalties and interest, as well as any costs associated with the collection or withholding thereof.

14.15 Force Majeure.

Neither party is liable for failure to perform its obligations under this Agreement (except for any payment obligations) to the extent that performance is delayed, prevented, restricted or interfered with as a result of any causes beyond its reasonable control, including acts of God, terrorism, labor action, fire, flood, earthquake, failure of third-party providers, denial of service attacks and other malicious conduct, utility failures, power outages, or governmental acts, orders, or restrictions.

The [Adobe family of companies](#) may keep me informed with [personalized](#) emails about the [Adobe Partner Connection Program](#). See our [Privacy Policy](#) for more details or to [opt-out](#) at any time.

I HAVE READ, UNDERSTOOD, AND AGREED TO COMPLY WITH THE TERMS AND CONDITIONS INDICATED HEREIN AND REPRESENT AND WARRANT THAT I AM AUTHORIZED TO BIND THE RESELLER.

Previous Submit

You will receive the acknowledgement that you have submitted the renewal application successfully.

Thank you for your interest in upgrading to a new level in the Adobe Partner Connection Program. We have received your application for the new level. You will receive a confirmation email shortly. We will continue to notify you via email of any updates regarding your application.

(US and Canada only) If you are applying to upgrade to the Gold level of the Reseller Program, and you currently hold a specialization, you must provide the contact name of an additional Adobe Certified Sales Professional for your specialization. Please update your Sales Center contacts to identify this additional Adobe Certified Sales Professional.

If you need assistance, please contact the Adobe Partner Connection Help Desk.
Adobe Partner Connection Help Desk contact details:

US and Canada:
Email: nare sellers@adobe.com
Telephone : [408-916-9527](tel:408-916-9527) or [800-685-3510](tel:800-685-3510)

Latin America:
Email: latamresellers@adobe.com
Telephone : [1 408 916 9610](tel:14089169610)